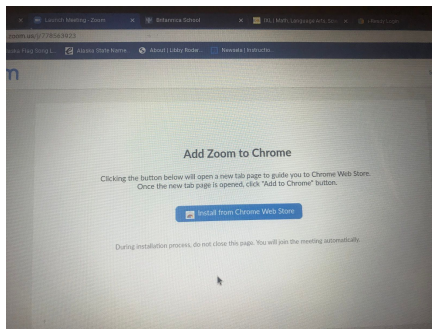
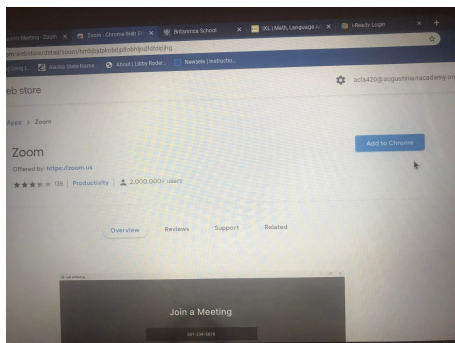


## Zoom for Chromebooks

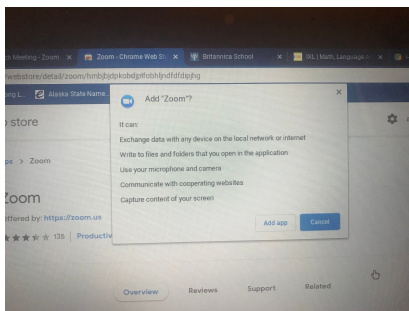
1. Click on the link for the meeting invitation.
2. This window will pop up. Click on Install from Chrome Web Store



3. This window will pop up. Click add to Chrome.



4. Next This window will pop up. Click Add App.



5. Wait for the app to download and launch. Type your first name into the screen name and click Join.

